




HENRY  
FORD  
COLLEGE  
FUTUREDRIVEN



FAST FACTS  
2018-2019



pg.2



pg.4-5



pg.11



pg.16

# Contents

- 2 Our Mission
- 3 Strategic Goals
- 4-5 Student Profile
- 6-7 Faculty and Staff
- 8-9 Programs and Services
- 10 Financial Aid,  
Our Guarantee
- 11 Tuition Rates
- 12-13 Operating Budget
- 14 HFC Benefits  
the Community
- 15 Economic Impact
- 16 HFC Schools,  
Arts and Culture



# Strategic Goals 2016-2020

## Our Mission

Henry Ford College transforms lives and builds better futures by providing outstanding education.

As a student-centered, evidence-based college, our success is measured by the success of our students.

We empower learners through the development of independent, critical, and creative thinking, and we foster diversity, inclusion, understanding, and acceptance to prepare learners to succeed in a global society.

We anticipate and respond to the needs of our stakeholders, exceed their expectations, and serve the public good.



### GOAL 1

Increase students' success and engagement to better prepare them for work, civic participation, and lifelong learning.



### GOAL 2

Achieve and sustain enrollment that ensures high-quality outcomes that meet the needs of students and industry.



### GOAL 3

Cultivate a collaborative culture to improve organizational effectiveness, diversity, and stakeholder satisfaction and to enhance community relations.

# Student Profile\*

2% Hispanic/Latino  
2% Non-resident Alien  
3% Asian  
4% Two or More Races

16% Race & Ethnicity Unknown  
16% Black or African American  
57% White



Fall 2018  
Enrollment:  
12,320

## AGE

52%  
21 & older



48%  
20 & younger

25

Average Age

## GENDER

46%

54%



## AVERAGE COURSE LOAD



67%  
part-time

33%  
full-time

9

credit hours  
per term



62%  
attend  
day classes



13%  
attend  
evening classes

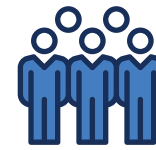
25%

attend both day and  
evening classes

\* Includes credit and non-credit students

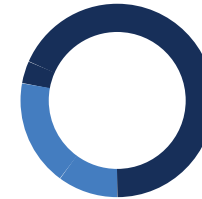


Our faculty and staff are dedicated to **teaching and learning.**



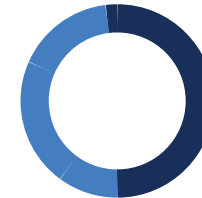
**1,095**  
total HFC  
employees

**177**  
full-time faculty



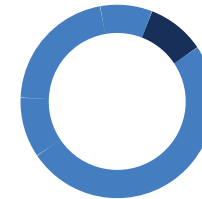
**508**  
adjunct faculty

**96**  
full-time  
administration



**102**  
part-time  
professional

**140**  
full-time  
support staff



**21**  
part-time  
support staff



**51**  
facilities  
services staff

## Faculty and Staff

With the exception of human resources employees, cabinet officers, and their administrative assistants, the College's employees are members of one of six bargaining units: the American Federation of Teachers, Local 1650; the Administrators' Association (AFLCIO), Local 71; the Support Staff Association; the Adjunct Faculty Organization, AFT Local 337; and the Dearborn Schools Operating Engineers Association.



HFC offers a  
Bachelor of Science in  
Culinary Arts degree.

## Programs & Services

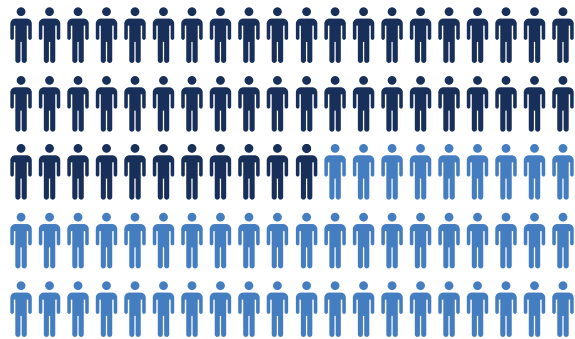
Since its founding in 1938 as Fordson Junior College, Henry Ford College has been the gateway to higher education for thousands of students who seek affordable, high-quality post-secondary education. HFC is accredited by the Higher Learning Commission ([www.hlcommission.org](http://www.hlcommission.org)).

Located in Southeast Michigan, HFC serves our students and communities by preparing them for a rapidly changing world and workplace. HFC offers a Bachelor of Science in Culinary Arts degree, as well as 150+ associate degrees, certificates, university transfer, and career programs.

In addition to providing highly skilled workers for Detroit-area employers, HFC specializes in customized workforce development training for business and industry through public-private partnerships.

HFC is governed by a seven-member board of trustees elected by the citizens of the Dearborn Public School District.

# Financial Aid



**49%**  
in 2017-18

Nearly half of our students receive some form of financial aid.

**\$53 million**

During the 2017-18 academic year, \$53 million in financial aid was distributed to students.



As of December 12, 2018,

**9,538 students**

have been awarded financial aid for the 2018-19 academic year.

# Our Guarantee

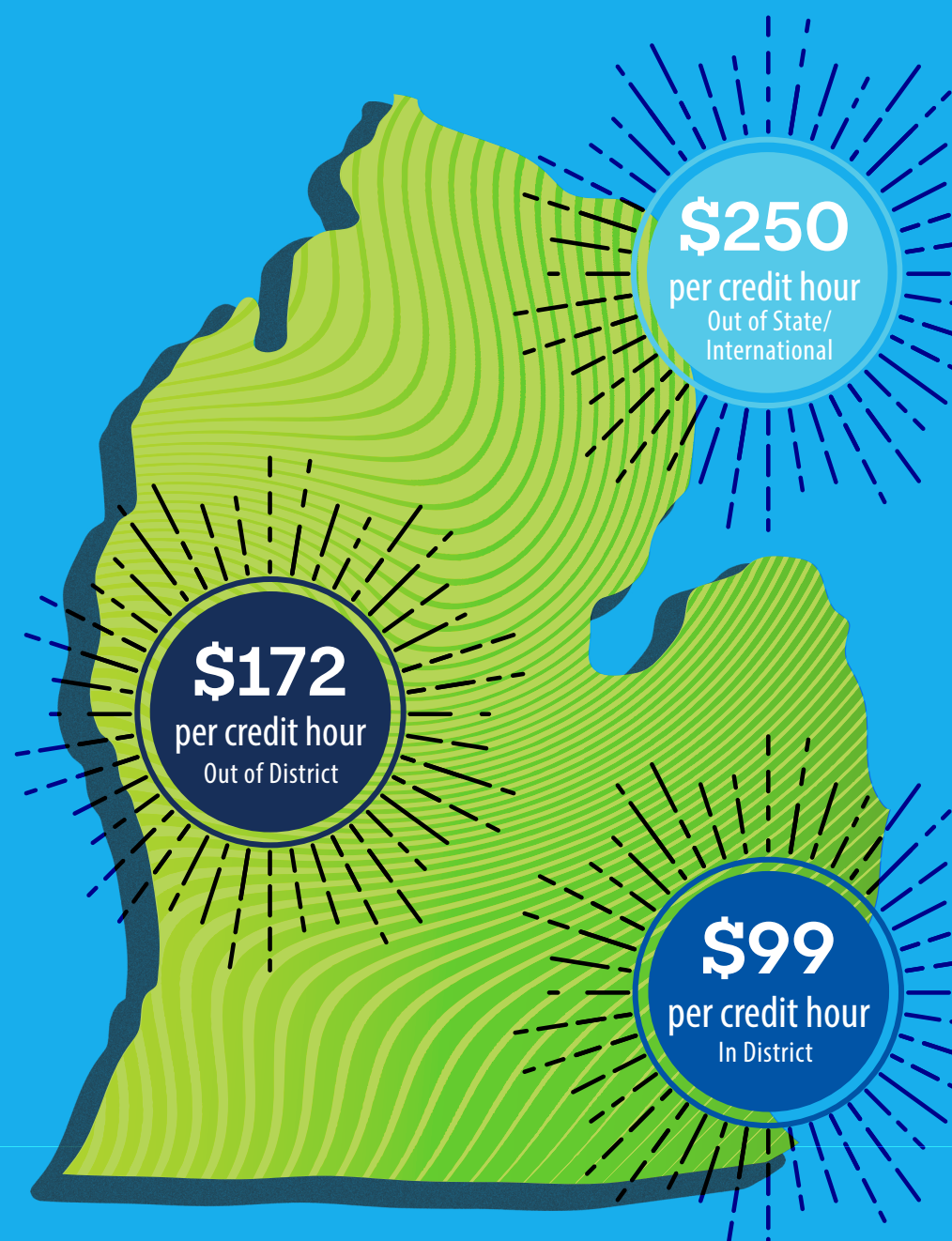


HFC's tuition freeze guarantees a flat tuition rate. Any student who graduates within four years of initial enrollment will receive a refund for any tuition increases that took place while they were enrolled.

For specific guidelines on this guarantee, please visit [hfcc.edu/about-us/guarantee](http://hfcc.edu/about-us/guarantee).

# Tuition Rates

2018-2019

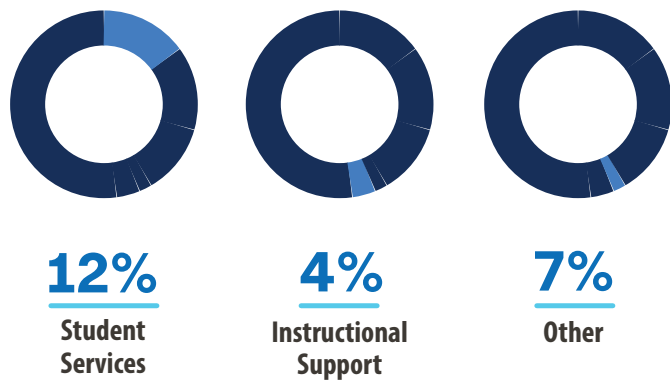
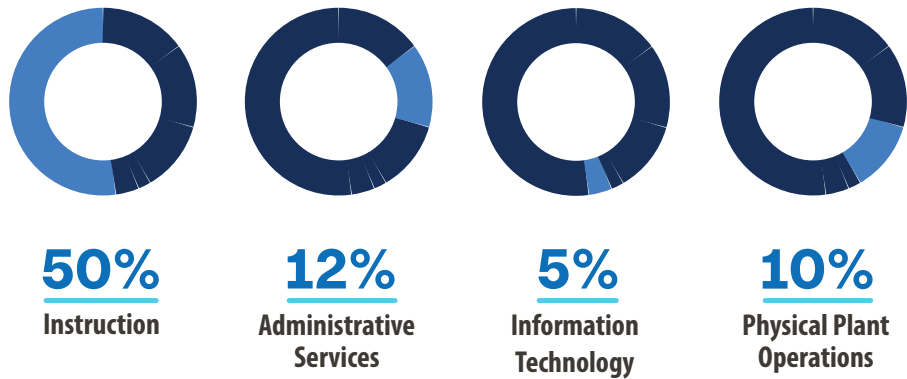


# Operating Budget

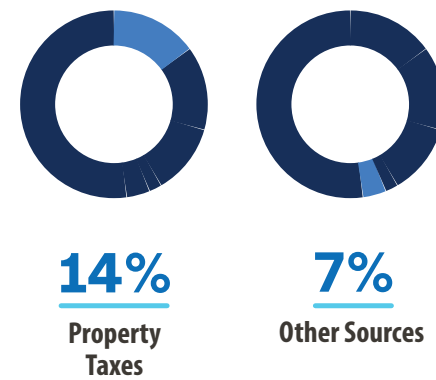
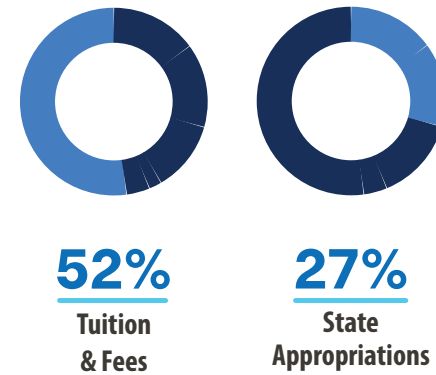
Henry Ford College had a total budget of \$110,538,038 for the 2017-18 fiscal year.



## 2017-2018 EXPENDITURES BY ACTIVITY



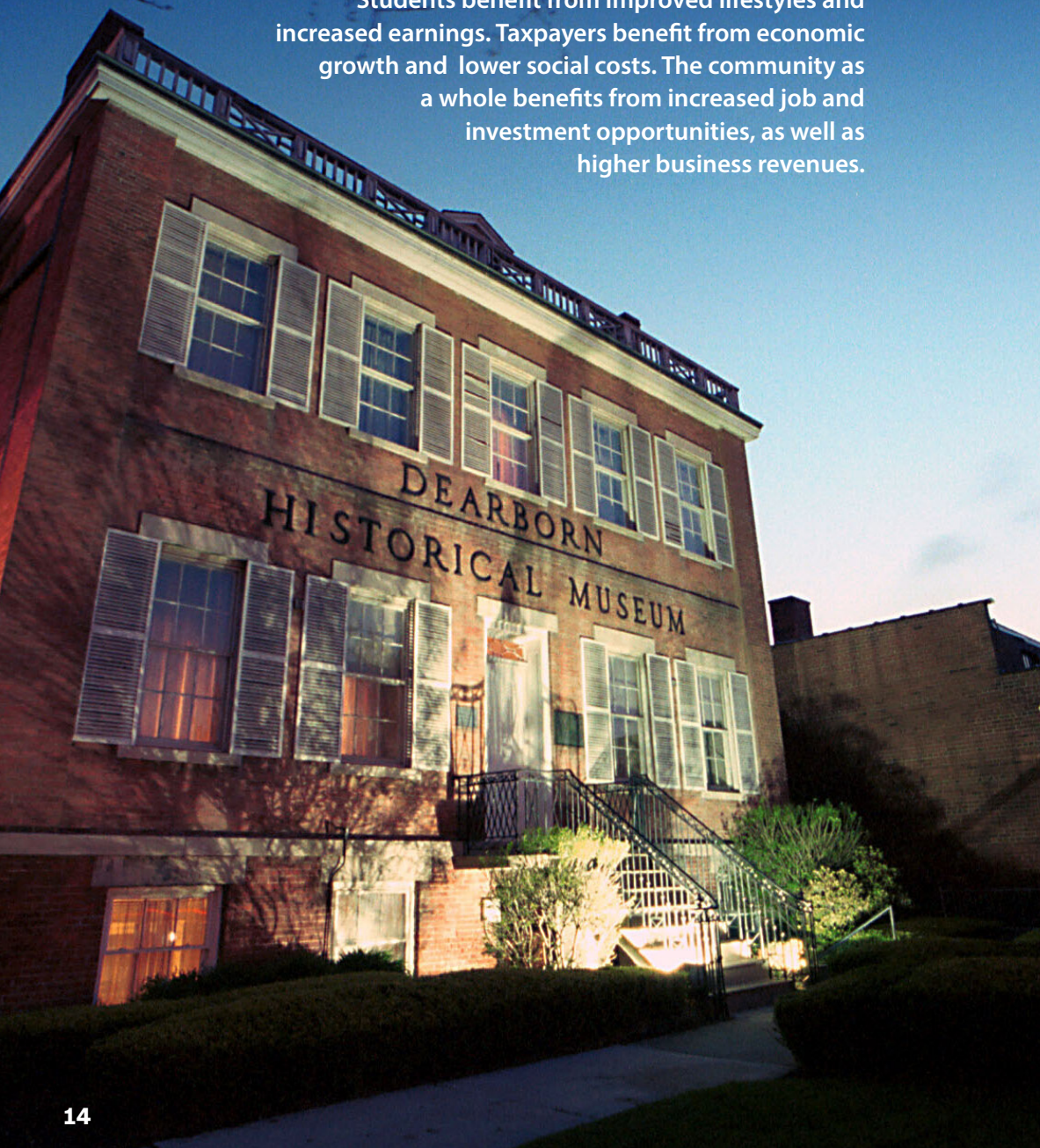
## 2017-2018 REVENUE BY FUNDING SOURCE





# HFC Benefits the Community

Students benefit from improved lifestyles and increased earnings. Taxpayers benefit from economic growth and lower social costs. The community as a whole benefits from increased job and investment opportunities, as well as higher business revenues.



# Economic Impact

The impact of HFC on the local business community during the 2017 fiscal year amounted to \$883 million, equal to the sum of the operations spending impact, the student spending impact, and the alumni impact. This added income was equal to approximately 0.4% of the region's Gross Regional Product (GRP).

Total benefits to taxpayers are \$365 million, equal to the sum of the added taxes and public sector savings. Comparing this to the taxpayer costs of \$41 million—equal to the funding that HFC received from state and local government during the year—yields a benefit-cost ratio of 8.9. This means that for every \$1 of public money invested in HFC, taxpayers receive a cumulative value of \$8.90 over the course of the students' working lives. The average annual rate of return is 26.2%, an investment that compares favorably with other long-term investments in both the private and public sectors.

In return for their investment, HFC's students will receive a stream of higher future wages that will continue to grow throughout their working lives. The average associate degree graduate from HFC will see an increase in earnings of \$11,700 each year compared to someone with a high school diploma or equivalent. Over the course of an HFC graduate's working lifetime, this increase in earnings amounts to a value of approximately \$468,000 in higher income.



32  
programs

School of  
Liberal Arts



17  
programs

School of  
STEM

# HFC Schools



85  
programs

School of  
BEPD



32  
programs

School of  
Health and  
Human Services

## Arts and Culture



40

Musical  
performances



50

Theatre  
performances



20

Gallery  
exhibitions



38

Student  
Clubs



Hundreds of lectures, seminars,  
and public events annually.