

Instructor: John C. Davanzo, EMT-P/IC, RN, CEN, MBA
Email: jdavanzo@henryford.ucompass.com

Class Hours: Fall 2010: AH120-97 Online AH120-99 Online
AH120-98 Online

Course Description: The AH120 Pharmacology Course is designed for students in the health careers and nursing programs needing to establish a foundation in the basic principles of pharmacology. This course presents a rationale for understanding current drug therapy involving the common disorders of the major body systems. Administration and dosage calculations are not components of this course.

Required Text:

Moini J., *Focus on Pharmacology: Essentials for Health Professionals*, Prentice Hall, 1st edition 2008.

Drug Guide – This is your choice. I would recommend that you purchase the guide required by your program of study (nursing or paramedic).

Drug Guide Recommendation: Skidmore, *Mosby's XXXX Nursing Drug Reference*. Mosby Publishing an affiliate of Elsevier, current edition. (XXXX = Current Publication Year, i.e 2010)

Required Software:

Adobe Acrobat Reader – Adobe Corporation (available free)

<http://www.adobe.com/products/acrobat/readstep2.html>

Adobe Flash – Adobe Corporation (available free)

http://www.adobe.com/shockwave/download/download.cgi?P1_Prod_Version=ShockwaveFlash&promoid=BIOW

GeoVid Flash Player (available free)

http://geovid.com/Flash_Player/

Microsoft Internet Explorer or Mozilla Firefox

<http://www.microsoft.com/windows/products/winfamily/ie/default.aspx>

<http://www.mozilla.com/en-US/products/>

Microsoft Word 97 or later – Microsoft Corporation

<http://office.microsoft.com/en-us/default.aspx>

QuickTime – Apple Computer (available free)

<http://www.apple.com/quicktime/>

Please be sure that your software and browser are up-to-date the first couple of days of class. If you have technical support questions you can find help at the HFCC tech support page at

<http://www2.hfcc.edu/online/techSup.htm>.

Course Overview and Requirements:

AH 120CO is a 100% online class using the UCompass system. Students in this course are expected to have basic computer skills and regular access to a computer with broadband (high speed) internet access. The online course environment requires you to access the UCompass classroom a minimum of three times per class session (about three times per week for the fall semester). **If you do not meet these requirements you need to drop the online section and take a traditional on-campus or hybrid section of AH120.** If you have not completed other courses on UCompass you are required to complete the UCompass orientation located at <http://vcampus.mccvlc.org/index.asp?content=EducatorOrientation.htm>. This orientation can also be accessed from the HFCC UCompass home page (<http://henryford.ucompass.com/>).

The UCompass system is an online community which will allow you to interact with me as well as your classmates in a virtual environment. You have two places that assignments are posted every week. The first is in the syllabus (this document). Your weekly homework (offline) assignments are listed in the Topic Schedule section (see below). Homework assignments are submitted through the UCompass system under the Grades/Progress tab. Please see the section titled Submitting Homework later in the syllabus for detailed instructions.

The second place for assignments is online. Every class session there will be assignments posted on the “Discussion Board”. On the Discussion Board (Db) you will submit answers to weekly questions posted by me and participate in a discussion of the answers. During these times our communication will be asynchronous, meaning you will post an answer or pose a question as part of a discussion thread. Later, when another student or I read this post we can post a reply for you to read or continue the discussion. If you have any experience with message boards you are familiar with this method of communication.

You will also find supporting materials in the class packet posted in the “Course Documents” section of UCompass. Supporting documents are arranged in “Packets” by class number. The class number corresponds to the class number in the syllabus topic schedule and the number of the Db. Packets contain the slide handouts that would be provided for you in a “live” lecture, supporting documents for the Db, video clips and flash animations that provide additional information supporting the Db lecture. Video clips and animations are fairly large files so they may take some time to load. Be patient and plan your time accordingly. Packets also contain the Drug Information sheets assigned in the Topic Schedule section of the syllabus. Many of these documents can be downloaded to your computer or printed for review at your leisure. **If you review these materials in advance please be sure to check the packet during the actual week of the class because I often add to these packets throughout the semester.**

Attendance on the “Discussion Board” (Db) will be monitored through your interaction on guided topics and assignments posted. You are required to answer questions posted and submit a minimum of two additional posts contributing to the class discussion (**a total of three postings**). Dividing your answers to the Db questions does not meet the requirements for additional posts. **Your additional posts must add significant content and/or new ideas, relevant to the week’s discussion. Posts that are not relevant to the week’s topic or are frivolous (such as comments like “I agree with you”.) will be excluded and will not earn credit.** Initial responses to the Db questions are due by Wednesday at midnight of the week assigned. Discussion posts are due by Sunday at midnight of the week assigned. Please take note that you often may need to do some outside research to complete the Db questions. This can usually be done using the Internet – remember to cite your sources. Your posts are being graded on intelligent content not necessarily agreeing with the instructor or your

Course Overview and Requirements (continued):

peers so if you have information to add or disagree with a point, speak up. Intelligent disagreement and case discussion are core skills for being a patient advocate during your career.

I have taught this course online for a number of years now and seen many successful students – and some that were not so successful. Here is the pattern I see from those that are most successful.

- Review the Db and packet for the class early in the week.
- Read the assigned chapters in the book.
- Answer the Db questions (complete participation posts during the week).
- Complete the assigned homework.
- Take and quizzes or tests due that week.

You may vary this pattern to fit your needs or as things come up in the course but as a rule it is a solid way to organize your work in this online class.

The final, midterm and quizzes will be given on UCompass. Exams and quizzes will have a limited amount of time for completion. I will send an announcement to your UCompass email account or post a course announcement when a quiz is uploaded so check it often. Quizzes are not announced prior to the week they are assigned.

The week on UCompass runs from Monday to Sunday. Every week the new material will be posted by Monday at 6:30am. You may have access to additional documents including chapter objectives, lesson outlines, and external links providing additional information. This information will be presented in the packet in the “Course Materials” section. Discussion Board questions or assignments can be posted anytime throughout the week. I will not post any new questions or assignments after 8:00pm on Friday.

Please review the rules about late work submissions in the Class Policies section and be aware that late discussion posts **will not** be graded for credit. You can receive late assignment credit for Db questions if there is a delay but discussion posts are not useful once the class has moved on. The best advice is to get on a schedule and stick to it!

The online learning environment is different but is also very useful. I hope you find that the online experience will allow you to utilize your time more effectively.

Topic Schedule (subject to revision during the semester):

Class	Date	Topic	Reading
KEY	<i>Class Date</i>	<i>Major Class Topics</i>	<i>Required Reading</i>
	<i>Scenario:</i>	<i>Practical Scenario from the textbook</i>	<i>Chapter: Page #s</i>
	<i>Drug Info:</i>	<i>Drug Sheets: Packet in <u>Course Materials</u></i>	
1.	08/30/10	Introduction & Principles of Pharmacology Law & Ethics of Medication Administration	Ch 1: 1-20 Ch 2: 21-36
	Scenario:	Ch 1, Ch 2	
*	UCompass will be available 08/26/10 so this week is extended for orientation to the online environment.		
2.	09/06/10	Terminology, Abbreviations, & Dispensing Administration of Medications Evidenced Based Practice / eTools	Ch 3: 37-59 Ch 4: 60-90
	Scenario:	Ch 3	
3.	09/13/10	Nutritional Aspects of Pharmacology Vaccines & Immunoglobulins Antineoplastic Agents	Ch 8: 147-172 Ch 11: 228-244 Ch 13: 269-292
	Scenario:	Ch 13	
4.	09/20/10	Antibacterial & Antiviral Agents Antifungal, Antimalarial & Antiprotozoal Agents	Ch 9: 173-209 Ch 10: 210-227
	Scenario:	Ch 9, Ch 10	
	Drug Info:	Cipro	
5.	09/27/10	Effects of Drugs on the Central Nervous System Effects of Drugs on the Autonomic Nervous System Stroke Treatment – Current Medications	Ch 14: 293-323 Ch 15: 324-345
	Scenario:	Ch 15	
	Drug Info:	Prozac	
6.	11/04/10	Analgesic, Antipyretic & Anti-inflammatory Drugs Anesthetic Agents	Ch 12: 245-268 Ch 16: 346-363
	Scenario:	Ch 12, Ch 16	
	Drug Info:	ibuprofen	
7.	10/11/10	Midterm Exam	Review all to date
8.	10/18/10	Effects of Drugs on the Cardiovascular System Effects of Drugs on the Reproductive System	Ch 18: 380-401 Ch 23: 500-520
	Scenario:	Ch 18	
	Drug Info:	Viagra, nitroglycerine	

Class Schedule (continued):

Class	Date	Topic	Reading
9.	10/25/10	Effects of Drugs on the Vascular System Anticoagulants	Ch 19: 402-427 Ch 20: 432-447
	Scenario:	Ch 20	
	Drug Info:		
10.	11/01/10	Effects of Drugs on Fluid & Electrolyte Balance Effects of Drugs on Gastrointestinal Disorders	Ch 21: 448-469 Ch 24: 521-543
	Scenario:	Ch 21	
11.	11/08/10	Effects of Drugs on the Endocrine System Diabetes – Contemporary Treatment	Ch 22: 469-499
	Scenario:	Ch 22	
	Drug Info:	Humulin	
12.	11/15/10	Effects of Drugs on Respiratory Disorders Effects of Drugs on Eye Disorders	Ch 25: 554-563 Ch 27: 589-603
	Scenario:	Ch 25	
13.	11/22/10	Effects of Drugs on Skin Disorders Effects of Drugs on Musculoskeletal Disorders	Ch 17: 364-379 Ch 26: 568-588
	Scenario:	Ch 17	
14.	11/29/10	Special Considerations: Geriatrics Special Considerations: Pediatrics	Ch 29: 626-639 Ch 30: 640-650
	Scenario:	Ch 30	
15.	12/06/10	Toxicology	Ch 28: 604-625
	Scenario:	Ch 28	
16.	12/13/10	Final Exam	Review All

Weekly Assignments / Homework Summary:

The following list serves as a checklist of items you should have complete for each week of class (excluding the midterm and exam week).

1. **Discussion board:** Answer the questions at the end of my discussion board (Db) lecture post. These questions are submitted as a response on the Db. Due by Wednesday of the week assigned.
2. **Discussion board:** Participate in the class discussion about the questions and information for the week. You need to have at least two additional discussion posts. Please make note of the requirements listed in the Course Overview. Due by Sunday of the week assigned.
3. **Scenario Homework:** Complete the homework assigned in the syllabus topic schedule. The “Scenario:” refers to the Practical Scenario at the beginning of the chapter in the Moini book. For example the class 1 assignment is chapters 1 and 2. The Practical Scenario of chapter 1 is on page 5. See the information following this section for more details and submission instructions. Please note that attachments are **not** accepted. Due by Sunday of the week assigned.
4. **Drug Info Homework:** Complete the drug information for the drug assigned in the topic schedule. Not every class has drugs assigned. The first “Drug Info” assignment is class 2 for augmentin. The template with the information for writing a prescription can be found in the Class Packet located under the Course Materials tab in UCompass. See the information following this section for more details and submission instructions. Please note that attachments are **not** accepted. Due Sunday of the week assigned.
5. **Quiz:** Complete the quiz for the week if one is assigned. Quizzes will be announced in the Course Announcement on UCompass and via an email to your UCompass account when the quiz is available for access.

Drug Information Sheet Directions: Use a drug reference book to complete the sections of the Drug Information form. Do not submit the forms. Submit the information in the format below as directed in the instructions that follow.

Generic Name:

Brand Name(s):

OTC Name(s) (if any):

Pregnancy Category:

Controlled Substance Class (if any):

Indications / Use:

Classification / Mechanism Of Action:

Dosage Form Available:

Dosage Range (*consistent with prescription on drug sheet*):

Major Contraindications / Interactions:

Major Adverse Reactions / Side Effects:

Prescription from scenario on Drug Information Sheet (*see pages 54-56 reference*):

Provide the patient education you would give in terms a patient would understand:

Submitting Homework:

Complete your homework in your word processing program and save a copy. This is recommended for all exercises from the book and all drug sheets. When you have completed the weekly homework follow the directions below to submit it for grading.

[Announcements](#)
[Syllabus](#)
[Course Materials](#)
[Assignments](#)
[Examinations](#)
[Discussion Board](#)
[Course E-Mail](#)
[Chatroom](#)
[Who's Online](#)
[External Links](#)
[Students](#)
[Grades/Progress](#)
[Course Manager](#)
[Technical Help](#)
[Logout](#)

HENRY FORD
COMMUNITY COLLEGE
Your Best Choice. Guaranteed!

Ucompass

User: John Davanzo
In Course: Pharm Allied Health (AH 120 CO Section 97 Winter 2008)
Instructor: [John Davanzo](#)

From the opening screen click "Grades/Progress".

Course Announcement

Welcome to class 12. As always, you have until midnight on Sunday, March 30, 2008 to complete class 11 without penalty. This week we are discussing medications for the respiratory system.

Quiz 2 is this week. It is in the packet for Respiratory Emergencies. This is a short quiz. It is 20 questions and you will have 45 minutes. Please note that it closes on April 6th.

Just a quick note on the class numbers. I attempted to renumber the classes to match the syllabus because I accidentally gave the week of spring break a number. This caused all of my links for video to break in the packets so I reversed the change. Essentially all of the topics are correct but the syllabus numbers after spring break are off by one. I apologize for the confusion.

WELL, OF COURSE IT'S NECESSARY... I HAVENT DONE A TUBE IN OVER A MONTH.

- 1) From the opening screen in UCompass click "Grades/Progress" on the navigation bar.

- [Announcements](#)
- [Syllabus](#)
- [Course Materials](#)
- [Assignments](#)
- [Examinations](#)
- [Discussion Board](#)
- [Course E-Mail](#)
- [Chatroom](#)
- [Who's Online](#)
- [External Links](#)
- [Students](#)
- [Grades/Progress](#)
- [My Workload](#)
- [Modify My Profile](#)
- [Course Manager](#)
- [Technical Help](#)
- [Logout](#)

HENRY FORD COMMUNITY COLLEGE <i>Your Best Choice. Guaranteed!</i> Ucompass				
User: John Davanzo In Course: Pharm Allied Health (AH 120 CO Section 97 Winter 2008) Instructor: John Davanzo				
Grade Builder Summary				
Assessment Title	Student Score	Gradebuilder Points Possible	Gradebuilder Points Earned	Date Submitted
AH 120 CO Quiz 0	Past Due Jan 13, 2008 at 11:59 PM / 5	5 (Extra Credit)	0	N/A
AH 120 CO Quiz 1	Past Due Jan 27, 2008 at 11:59 PM / 30	30	0	N/A
AH 120 CO Quiz 2	Due Apr 6, 2008 at 11:59 PM / 26	26	0	N/A
AH 120 CO Quiz 3	Past Due Nov 26, 2007 at 1:00 AM / 34	34	0	N/A
AH 120 CO Midterm Exam	Past Due Feb 28, 2008 at 11:30 PM / 140	140	0	N/A
Class 1 Homework	Not submitted / 13	13	0	N/A
Class 2 Homework	Not submitted / 20	20	0	N/A
Class 3 Homework	Not submitted / 86	86	0	N/A
Class 4 Homework	Not submitted / 5	5	0	N/A
Class 5 Homework	Not submitted / 17	17	0	N/A

Click on the assignment you wish to work on.

1) Click the assignment you wish to work on from the Grade Builder Summary.

- [Syllabus](#)
- [Course Materials](#)
- [Assignments](#)
- [Examinations](#)
- [Discussion Board](#)
- [Course E-Mail](#)
- [Chatroom](#)
- [Who's Online](#)
- [External Links](#)
- [Students](#)
- [Grades/Progress](#)
- [My Workload](#)
- [Modify My Profile](#)
- [Course Manager](#)
- [Technical Help](#)
- [Logout](#)

HENRY FORD COMMUNITY COLLEGE <i>Your Best Choice. Guaranteed!</i> Ucompass	
User: John Davanzo In Course: Pharm Allied Health (AH 120 CO Section 97 Winter 2008) Instructor: John Davanzo	
Title	Class 1 Homework
Details	Rev. Quest.: Ch 1: 1, 7; Ch 2: 3; Ch 3: 1 Critical Think: Ch 2: Scenario 3
Due Date	Sunday Midnight of Week Assigned
Points Possible	13
Course Contribution	13
Submissions Allowed	Unlimited
Submission Number	0
Optional File Upload	<input type="button" value="Browse..."/>
Student comments	<div style="border: 1px solid gray; padding: 5px;">This is a test submission.</div>
<input checked="" type="checkbox"/> Submit for Grading <input type="button" value="Reset"/> <input type="button" value="Submit"/>	

DO NOT submit attachments. They will not be graded or opened.

Cut and paste your assignment questions here.

Check the "Submit for Grading" box.

Finally, click "Submit".

- 1) Cut and paste your completed assignment into the Student Comments window as shown.
- 2) Check the "Submit for Grading" box and click "Submit".

Example of Well Done Homework:

I am providing you with an example of what should be cut and pasted into the Student Comments window. This is an example of an actual submission blinded to protect the student. This is not perfect – but close.

PRACTICAL SCENARIO 9

1. What is the first thing the medical assistant should do?

After reading and noticing the allergy the medical assistant should go to the physician for a different prescription and explain why.

2. How might the medical assistant ensure that the physician sees information about drug allergies in a patient chart?

Maybe the medical assistant could write it bigger or in a different color pen. Although after this mistake was I am pretty sure this physician will not make that mistake again.

3. When taking a patient history, what important question should always be asked each time the patient is seen in the office or clinic?

Identification and demographics: name, age, height, weight.

The "chief complaint" - the major health problem or concern, and its time course (e.g. chest pain for past 4 hours).

History of present illness - details about the complaints, enumerated in the CC.

Past Medical History - major illnesses, any previous surgery/operations, any current ongoing illness, e.g. diabetes

Review of systems Systematic questioning about different organ systems

Family diseases - especially those relevant to the patient's chief complaint.

Childhood diseases - this is very important in pediatrics.

Social history - including living arrangements, occupation, marital status, number of children, drug use (including tobacco, alcohol, other recreational drug use), recent foreign travel, and exposure to environmental pathogens through recreational activities or pets.

Regular and acute medications (including those prescribed by doctors, and others obtained over-the-counter or alternative medicine)

Allergies - to medications, food, latex, and other environmental factors

Sexual history, obstetric/gynecological history, and so on, as appropriate.

Generic Name: ciprofloxacin hydrochloride tablets

Brand Name(s): Cipro,

OTC Name(s) (if any): N/A

Pregnancy Category: C

Controlled Substance Class (if any): N/A

Indications / Use: Take Cipro with a full glass of water (8 ounces). Drink several extra glasses of fluid each day while you are taking Cipro. CIPRO is indicated for the treatment of infections caused by susceptible strains of the designated microorganisms in the conditions and patient populations listed below. Do not crush, chew or break the tablet. Swallow the pill whole. Cipro may be taken with or without food, but take it at the same time each day. Do not take Cipro with dairy products such as milk or yogurt, or with calcium-fortified juice. You may eat or drink these products as part of a regular

meal, but do not use them alone when taking Cipro. They could make the medication less effective. Take this medication for as many days as it has been prescribed for you even if you begin to feel better. Your symptoms may get better before the infection is completely treated. Cipro will not treat a viral infection such as the common cold or flu. Store this medicine at room temperature away from moisture and heat. Do not allow the liquid medicine to freeze. Take the missed dose as soon as you remember. If it is almost time for your next dose, skip the missed dose and take the medicine at the next regularly scheduled time. Do not take extra medicine to make up the missed dose

Classification / Mechanism Of Action: Ciprofloxacin is an antibiotic that is used to treat bacterial infections. Ciprofloxacin belongs to the fluoroquinolone class of antibiotics which includes levofloxacin (Levaquin), ofloxacin (Floxin), gatifloxacin (Tequin), norfloxacin (Noroxin), moxifloxacin (Avelox), trovafloxacin (Trovan) and others. Ciprofloxacin stops the multiplication of bacteria by inhibiting the reproduction and repair of their genetic material (DNA). The FDA approved ciprofloxacin in October 1987

Dosage Form Available: (ciprofloxacin hydrochloride) Tablets and Microcapsules for suspension: 250 mg/5 ml

Dosage Range (consistent with prescription on drug sheet): oral dose for adult is 250 (immediate release tablets) every 12 hours .

Major Contraindications / Interactions: You should not use Cipro if you are also taking tizanidine (Zanaflex), or if you are allergic to ciprofloxacin or similar medications such as levofloxacin (Levaquin), lomefloxacin (Maxaquin), moxifloxacin (Avelox), ofloxacin (Floxin), norfloxacin (Noroxin), and others. Before taking Cipro, tell your doctor if you have a heart rhythm disorder, especially if you are being treated with one of these medications: quinidine (Cardioquin, Quinidex, Quinaglute), disopyramide (Norpace), bretylium (Bretylol), procainamide (Pronestyl, Procan SR), amiodarone (Cordarone, Pacerone), or sotalol (Betapace).

Major Adverse Reactions / Side Effects: nausea, diarrhea, abnormal liver function tests ,vomiting, and rash. Additional medically important events that occurred in less than 1% of ciprofloxacin patients are listed below.

BODY AS A WHOLE: headache, abdominal pain/discomfort, foot pain, pain, pain in extremities, injection site reaction (ciprofloxacin intravenous)

CARDIOVASCULAR: palpitation, atrial flutter, ventricular ectopy, syncope, hypertension, angina pectoris, myocardial infarction, cardiopulmonary arrest, cerebral thrombosis, phlebitis, tachycardia, migraine, hypotension

CENTRAL NERVOUS SYSTEM: restlessness, dizziness, lightheadedness, insomnia, nightmares, hallucinations, manic reaction, irritability, tremor, ataxia, convulsive seizures, lethargy, drowsiness, weakness, malaise, anorexia, phobia, depersonalization, depression, paresthesia, abnormal gait, grand mal convulsion

GASTROINTESTINAL: painful oral mucosa, oral candidiasis, dysphagia, intestinal perforation, gastrointestinal bleeding, cholestatic jaundice, hepatitis

HEMIC/LYMPHATIC: lymphadenopathy, petechia

METABOLIC/NUTRITIONAL: amylase increase, lipase increase

MUSCULOSKELETAL: arthralgia or back pain, joint stiffness, achiness, neck or chest pain, flare up of gout

RENAL/UROGENITAL: interstitial nephritis, nephritis, renal failure, polyuria, urinary retention, urethral bleeding, vaginitis, acidosis, breast pain

RESPIRATORY: dyspnea, epistaxis, laryngeal or pulmonary edema, hiccough, hemoptysis, bronchospasm, pulmonary embolism

SKIN/HYPERSENSITIVITY: allergic reaction, pruritus, urticaria, photosensitivity/ phototoxicity reaction, flushing, fever, chills, angioedema, edema of the face, neck, lips, conjunctivae or hands, cutaneous candidiasis, hyperpigmentation, erythema nodosum, sweating

SPECIAL SENSES: blurred vision, disturbed vision (change in color perception, overbrightness of lights), decreased visual acuity, diplopia, eye pain, tinnitus, hearing loss, bad taste, chromatopsia.

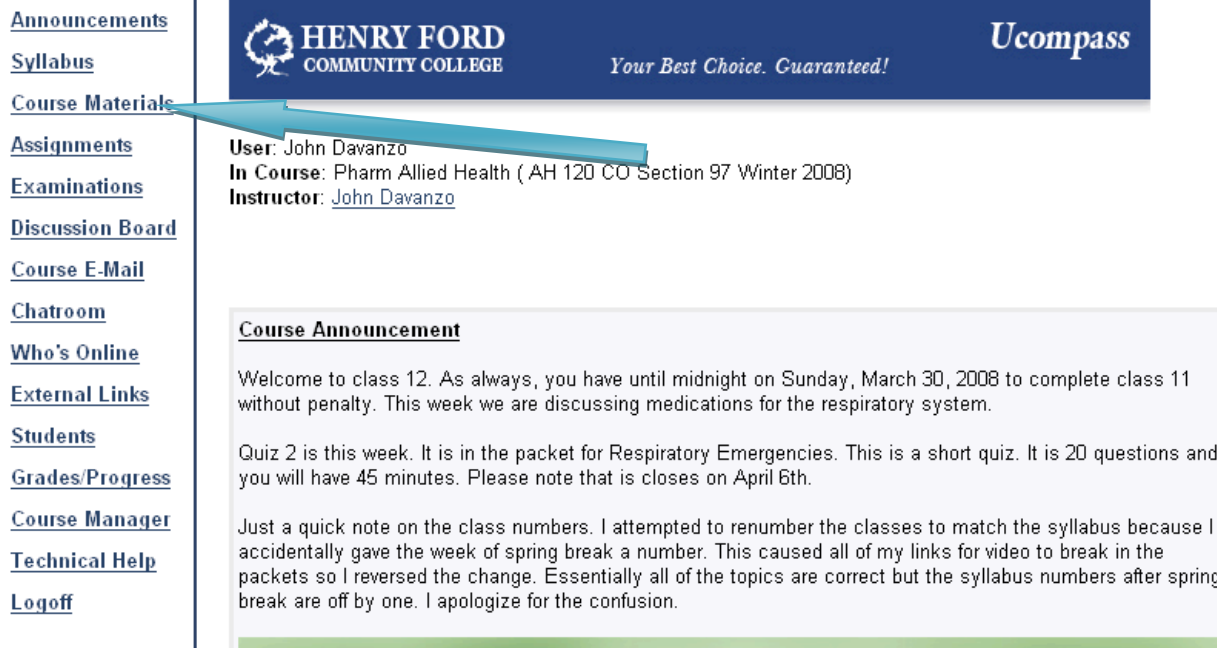
Provide the patient education you would give in terms a patient would understand: Take one tablet every 12hrs until completely gone.

Clifford, Ronald & Bell
1202 West Fifth
Springfield, MA 82197

Patient Name: Ray Moralez
Address: 9112 Virgil St., Redford, MI
Date: 02/03/2010
Rx: ciprofloxacin HCl 250 mg tablets
20
Sig. take one tab q12h .
Generic Substitution Allowed ___Stella Williams M.D. ___
Dispense As Written _____
eSignature: ___Stella Williams _____
REPETATUR 0 1 2 3 PRN
LABEL
Refill: No Refill

Instructions for Completing Your On-Line Profile:

One of your assignments in class 1 is to update your online profile. This is a 100% online class so the only way that I get to know a little bit more about you is through your discussion board participation and through your profile. This document will walk you through updating your UCompass profile.



The screenshot shows the UCompass interface. On the left is a vertical navigation menu with the following links: [Announcements](#), [Syllabus](#), [Course Materials](#), [Assignments](#), [Examinations](#), [Discussion Board](#), [Course E-Mail](#), [Chatroom](#), [Who's Online](#), [External Links](#), [Students](#), [Grades/Progress](#), [Course Manager](#), [Technical Help](#), and [Logoff](#). The main content area features a dark blue header with the Henry Ford Community College logo and the text "HENRY FORD COMMUNITY COLLEGE Your Best Choice. Guaranteed! Ucompass". Below the header, the user information is displayed: **User:** John Davanzo, **In Course:** Pharm Allied Health (AH 120 CO Section 97 Winter 2008), and **Instructor:** [John Davanzo](#). A blue arrow points from the "Course Materials" link in the menu to the "Course Announcement" section. The announcement text reads: **Course Announcement**
Welcome to class 12. As always, you have until midnight on Sunday, March 30, 2008 to complete class 11 without penalty. This week we are discussing medications for the respiratory system.
Quiz 2 is this week. It is in the packet for Respiratory Emergencies. This is a short quiz. It is 20 questions and you will have 45 minutes. Please note that it closes on April 6th.
Just a quick note on the class numbers. I attempted to renumber the classes to match the syllabus because I accidentally gave the week of spring break a number. This caused all of my links for video to break in the packets so I reversed the change. Essentially all of the topics are correct but the syllabus numbers after spring break are off by one. I apologize for the confusion.

1. Start by adding a recent picture of you that you will use later in updating your profile.
2. Click on "Course Materials".

- [Announcements](#)
- [Syllabus](#)
- [Course Materials](#)
- [Packets](#)
- [My Folder](#)
- [Glossaries](#)
- [Upload Files](#)
- [Assignments](#)
- [Examinations](#)
- [Discussion Board](#)
- [Course E-Mail](#)
- [Chatroom](#)
- [Who's Online](#)
- [External Links](#)
- [Students](#)
- [Grades/Progress](#)
- [Course Manager](#)
- [Technical Help](#)
- [Logoff](#)



HENRY FORD
COMMUNITY COLLEGE

Your Best Choice. Guaranteed!

Ucompass

User: John Davanzo
In Course: Pharm Allied Health (AH 120 CO Section 97 Winter 2008)
My Folder: John Davanzo

Packet: [Drug Information Sheets - Homework](#)
Display: Textbook Style
Objects: 14
Comments: This packet contains the Drug Information Sheets that are part of the homework listed in your syllabus.

Packet: [CO Class 1 - Introduction](#)
Display: Textbook Style
Objects: 9

Packet: [CO Class 2 - Kinetics & Dynamics](#)
Display: Textbook Style
Objects: 11

Packet: [CO Class 3 - Medication Orders, Documentation](#)
Display: Textbook Style
Objects: 5

Packet: [CO Class 4 - Antineoplastics & Nutritional Supplements](#)
Display: Textbook Style
Objects: 5

1. In the Course Materials section click on "My Folder"

- [Announcements](#)
- [Syllabus](#)
- [Course Materials](#)
- [Packets](#)
- [My Folder](#)
- [Glossaries](#)
- [Upload Files](#)
- [Assignments](#)
- [Examinations](#)
- [Discussion Board](#)
- [Course E-Mail](#)
- [Chatroom](#)
- [Who's Online](#)
- [External Links](#)
- [Students](#)
- [Grades/Progress](#)
- [Course Manager](#)
- [Technical Help](#)
- [Logoff](#)

HENRY FORD
COMMUNITY COLLEGE

Your Best Choice. Guaranteed!

Ucompass

User: John Davanzo
In Course: Pharm Allied Health (AH 120 CO Section 97 Winter 2008)
Instructor: [John Davanzo](#)

[John Davanzo Folder](#)

[Show all files](#)

[View As Instructor](#)

You have 12 Unread E-Mail Messages

Current course:

1. Click on “Your Name Folder”
2. In this example the folder has my name. You should see a folder with your name.

- [Announcements](#)
- [Syllabus](#)
- [Course Materials](#)
 - [Packets](#)
 - [My Folder](#)
 - [Glossaries](#)
 - [Upload Files](#)
- [Assignments](#)
- [Examinations](#)
- [Discussion Board](#)
- [Course E-Mail](#)
- [Chatroom](#)
- [Who's Online](#)
- [External Links](#)
- [Students](#)
- [Grades/Progress](#)
- [Course Manager](#)
- [Technical Help](#)
- [Logoff](#)



HENRY FORD
COMMUNITY COLLEGE



Ucompass

Your Best Choice. Guaranteed!

User: John Davanzo
In Course: Pharm Allied Health (AH 120 CO Section 97 Winter 2008)
Instructor: [John Davanzo](#)

 [John Davanzo Folder](#) 

FOLDER SETTINGS

Folder Name: jdavanzo
Label: John Davanzo Folder

[Upload to this folder](#) 

[Modify folder](#)

[New subfolder](#)

[Download folder](#) to Desktop

Item	Item Type	Size (Bytes)
File Name: JOHNDAVANZOPhoto.JPG  Object ID: s1678 Last Modified: Sat Apr 5 07:23:54 2008	JPG Image	15293


          [View As Instructor](#) 

 [You have 12 Unread E-Mail Messages](#)

Current course:

1. Click on "Upload to this Folder"


- [Announcements](#)
- [Syllabus](#)
- [Course Materials](#)
 - [Packets](#)
 - [My Folder](#)
 - [Glossaries](#)
 - [Upload Files](#)
- [Assignments](#)
- [Examinations](#)
- [Discussion Board](#)
- [Course E-Mail](#)
- [Chatroom](#)
- [Who's Online](#)
- [External Links](#)
- [Students](#)
- [Grades/Progress](#)
- [Course Manager](#)
- [Technical Help](#)
- [Logoff](#)

**Ucompass**

Your Best Choice. Guaranteed!

User: John Davanzo
In Course: Pharm Allied Health (AH 120 CO Section 97 Winter 2008)
Instructor: [John Davanzo](#)

FILE UPLOAD

 [John Davanzo Folder](#)  (File will be uploaded into this folder)





File names should contain no non-alphanumeric characters other than periods, spaces and underscores!


File: **1**

2

Upload multiple files

Manually add text or html file

 You have 12 Unread E-Mail Messages

Current course:

Related Help Center Topics

- [My Folder](#)
- [My Folder Settings](#)
- [File Permissions](#)
- [Adding/Uploading Resources](#)
- [File Management](#)

1. Click "Browse" and select your picture on your computer.
2. After your picture is selected, click "Upload File!"

- [Announcements](#)
- [Syllabus](#)
- [Course Materials](#)
- [Packets](#)
- [My Folder](#)
- [Glossaries](#)
- [Upload Files](#)
- [Assignments](#)
- [Examinations](#)
- [Discussion Board](#)
- [Course E-Mail](#)
- [Chatroom](#)
- [Who's Online](#)
- [External Links](#)
- [Students](#)
- [Grades/Progress](#)
- [Course Manager](#)
- [Technical Help](#)
- [Logoff](#)

**Ucompass**

Your Best Choice. Guaranteed!

User: John Davanzo
In Course: Pharm Allied Health (AH 120 CO Section 97 Winter 2008)
Instructor: [John Davanzo](#)

 [John Davanzo Folder](#)  --> [JOHNDAVANZOPhoto.JPG](#) 



Display this picture in my profile

Locked files are only be viewable by you and your instructor. Unlocked files are viewable to all other students.

Options [E-mail this file](#)

1. Click the "Display this picture in my profile" box.
2. At the bottom of the options box click "Submit" (not shown in the screen shot).
3. You will be brought back to the same screen except the "Display this picture in my profile" box will now be checked.
4. Click on "Grades/Progress" in the navigation bar (circled in the screen shot).

- [Announcements](#)
- [Syllabus](#)
- [Course Materials](#)
- [Assignments](#)
- [Examinations](#)
- [Discussion Board](#)
- [Course E-Mail](#)
- [Chatroom](#)
- [Who's Online](#)
- [External Links](#)
- [Students](#)
- [Grades/Progress](#)
- [Grades/Progress](#)
- [My Workload](#)
- [Modify My Profile](#)
- [Course Manager](#)
- [Technical Help](#)
- [Logoff](#)


HENRY FORD
COMMUNITY COLLEGE
Ucompass


Your Best Choice. Guaranteed!

User: John Davanzo
In Course: Pharm Allied Health (AH 120 CO Section 97 Winter 2008)
Instructor: [John Davanzo](#)

Grade Builder Summary				
Assessment Title	Student Score	Gradebuilder Points Possible	Gradebuilder Points Earned	Date Submitted
AH 120 CO Quiz 0	Past Due Jan 13, 2008 at 11:59 PM / 5	5 (Extra Credit)	0	N/A
AH 120 CO Quiz 1	Past Due Jan 27, 2008 at 11:59 PM / 30	30	0	N/A
AH 120 CO Quiz 2	Due Apr 6, 2008 at 11:59 PM / 26	26	0	N/A
AH 120 CO Quiz 3	Past Due Nov 26, 2007 at 11:59 PM / 34	34	0	N/A

1. Click on "Modify My Profile"


- [Announcements](#)
- [Syllabus](#)
- [Course Materials](#)
- [Assignments](#)
- [Examinations](#)
- [Discussion Board](#)
- [Course E-Mail](#)
- [Chatroom](#)
- [Who's Online](#)
- [External Links](#)
- [Students](#)
- [Grades/Progress](#)
- [Grades/Progress](#)
- [My Workload](#)
- [Modify My Profile](#)
- [Course Manager](#)
- [Technical Help](#)
- [Logoff](#)

**Ucompass**

Your Best Choice. Guaranteed!

User: John Davanzo
In Course: Pharm Allied Health (AH 120 CO Section 97 Winter 2008)
Instructor: [John Davanzo](#)

Your username (**jdavanzo**) cannot be modified.

Title:	Mr. <input type="button" value="v"/>
First Name:	<input type="text" value="John"/>
Middle Name:	<input type="text"/>
Last Name:	<input type="text" value="Davanzo"/>
E-Mail Address:	<input type="text" value="jdavanzo@henryford.ucompass.c"/>
IMPORTANT NOTE: The E-Mail Address above is NOT the address where mail will automatically forward to. You need to Set forwarding options	
Year in School:	<input type="button" value="v"/>
Hometown:	<input type="text"/>
Major:	<input type="text"/>
Profile Privacy	Show to Instructor Only <input type="button" value="v"/> <small>Your name and e-mail address are displayed regardless of privacy option</small>
Photo:	
<small>In the space below, enter any information you wish to about yourself (why you took this course, hobbies, ambitions, etc.).</small>	
<input style="width: 100%; height: 40px;" type="text"/>	

1. Complete your online profile.
2. Answer the following questions in the "In the space below..." section.
 - a. Phone number
 - b. Email address – this should be an address other than your UCompass address. It will only be used in the case of a UCompass system failure
 - c. Favorite website
 - d. Two or three sentences describing you. This is pretty much open game. You can tell me about your hobbies, family or anything else you would provide in an introduction of you. You will also be posting this in your introductory post.
 - e. Your profile must include the following statement: I have received and read the syllabus for the Henry Ford Community College AH 120 course. I understand the contents and will abide by the rules presented within this syllabus. I understand that failure to abide by the rules and requirements as presented in class and on this syllabus can be grounds for disciplinary action and prevent processing of my completion certificate by Henry Ford Community College.
3. Please be sure to set the Profile Privacy to "Show to Instructor Only" (circled in the screen shot) if you don't want others to have this information.

[Grades/Progress](#)

[Grades/Progress](#)


[My Workload](#)


[Modify My Profile](#)

[Course Manager](#)

[Technical Help](#)

[Logout](#)

Last Name:	<input type="text" value="Devanzo"/>
E-Mail Address:	<input type="text" value="jdevanzo@henryford.ucompass.c"/>
IMPORTANT NOTE: The E-Mail Address above is NOT the address where mail will automatically forward to. You need to Set forwarding options	
Year in School:	<input type="text" value=""/>
Hometown:	<input type="text" value=""/>
Major:	<input type="text" value=""/>
Profile Privacy	<input type="text" value="Show to Instructor Only"/> Your name and e-mail address are displayed regardless of privacy option
Photo:	
In the space below, enter any information you wish to about yourself (why you took this course, hobbies, ambitions, etc.).	
<input type="text" value=""/>	
Security:	Allow multiple logins? <input type="text" value="yes"/> (When no is selected, each time a new session is initiated, the current session will be cancelled)
	Cancel Session Upon Autologout? <input type="text" value="no"/> If you are inactive for more than 20 minutes, Educator will log you out of the system. If yes is selected above, your session will be cancelled at that time.



1. Once you have completed your profile revisions as noted above, click on "Re-create Profile".

Grading Scale:

Progress of the student will be measured on the basis of performance on written tests, quizzes, attendance, course compass material, and homework assignments. Based on the following percentage values, the final grade will be determined by adding the individual percentages and matching the total to the scale below. Grading will **NOT** be on a curve.

<u>Class Activity</u>	<u>Points</u>
UCompass Assignments (Attendance / DB)	351
Homework	249
Quizzes	90
Midterm Exam	110
Final Exam	<u>200</u>
Total Points	1000

Final Letter Grade Scale:

Points	Grade
1000 - 900	A
899 - 800	B
799 - 700	C
699 - 600	D
599 - 0	E

Conflict Resolution:

In the event of questions, comments, and/or conflicts in the course of the program the following chain of command has been established for follow-up. It is the student's responsibility to follow this structure in attempts to resolve problems and/or submit opinions for changes.

Step 1.	Contact John Davanzo, Instructor
Step 2.	Contact Ron Bodurka, Dean of Health Careers
Step 3.	Contact, William Barber, Vice President of Academic Affairs

General Class Policies

1. The HFCC policy on Academic Dishonesty (Cheating) will be followed in this course.
2. In order to successfully complete the course the student may not have more than one unexcused absence or more than two excused absences.
3. Quizzes are not made up.
4. Tests missed due to unexcused absence will not be made up.
5. All late work (work turned in after the due date) will be subject to a 10% per class penalty calculated on the graded score. Work that is more than two weeks overdue will not be accepted.
6. Incomplete “I” grades will not be considered unless there are extenuating circumstances that prevent the student from completing the course and the student, at the time of the request, is holding a minimum grade of “C”. Students that are granted an incomplete may only finish work not yet completed; they may not repeat course work already done.
7. Interactive and innovative courses need class participation to be successful. If you have a question, comment, or tidbit to add to a subject, it is your own fault if you do not speak up. Others may benefit from your input. Please share!
8. Don't be afraid to ask questions why? Remember that much of medicine operates in a grey zone. It helps to see the various shades of grey if you understand the issues. It's “big” versus little picture stuff!
9. Medical courses are work but can also be fun! Your participation in creating a class in which this happens will determine the outcome. You make a difference in class and out in the world!
10. This class is **not** you against your fellow student...it's you improving yourself and learning the skills necessary to progress in your chosen career. If a classmate is having problems or doesn't understand, give them a hand. You may find that by teaching it to others, you understand it even more! It's what we hope you will be doing in the workplace!
11. Quizzes are an education opportunity for you to help you gauge your understanding of material. Normally, quizzes are not made up. Quizzes may or may not be announced prior to. As a student in the program, you should expect to take a quiz each week.
12. Students should plan at least two hours per week per credit hour of class aside in their schedule for both study and assignments.

13. Part of working in healthcare is learning to work with others. Healthcare providers function on a team concept. Without it, lives are lost. Because of this, part of your grade will be based on group activities on UCompass. You are held accountable for your participation in these group activities through the grading system indicated by the class instructor. Teamwork should be shared and equal amongst your team strengthening weak skills while maximizing use of individual strengths. By doing this, everyone benefits.

14. Henry Ford Community College serves a diverse population of healthcare students from a number of different, and sometimes competing, agencies. The Health Careers programs are a neutral place for all students to better themselves and learn new information to help them better serve their patients. Therefore, the Health Careers program staff, many of whom work for these different agencies, respectfully request that all differences be left at the door during class sessions. Also, in the course of your education experience instructors will discuss case studies and answer student questions related to specific calls and situations. The information given and the discussions that ensue are not to be construed as negative and/or "bashing" any particular service but used as a learning experience. Without these case studies and discussions the program would lose much of its practical value so please keep in mind this is a learning center not a political arena.